



Trabajo interdisciplinario para casa
Primer período-2020
English activities

Estimados papás este es el trabajo para casa: puedes apoyarte en los siguientes videos de you tube. Guardar el trabajo realizado en una carpeta para la asignatura o si prefieres la puedes desarrollar en el cuaderno. Repasar pronunciación y escritura de cada tema

RESOURCES : introduce yourself

- 1.Repasa vocabulario de la letra a - 2.https://www.youtube.com/watch?v=y8pZ3F8KB_Y&t=30sRepasa los números del 1 al 20
 - 3.Días de la semana ,meses del año
 - 4.Semana 1 Letra b realiza actividad como se ha realizado durante las clases.
 - 5.Recorta o dibuja palabras con la letra b en ingles ball, bed, bath , baby etc
 - 6.Semana 2 dibuja las figuras geométricas en ingles y repasa la letra C
- https://www.youtube.com/watch?v=F7WYPqms5x0&list=TLPQMTQwMzlwMjC5GqSC5_7r-Q&index=2

TOPIC 1 INTRODUCE YOURSELF
ESCRIBE TUS CUALIDADES EN INGLES

I am a...



My name is _____.

FO2/1

Self Introduction

What's your name?

Hello! My name is _____.



How old are you?

I am _____ years old.



How are you?

I'm _____.



Where are you from?

I'm from _____.



Where do you live?

I live in _____.



What school do you go to?

I go to _____ school.

What subject do you like?

I like _____.



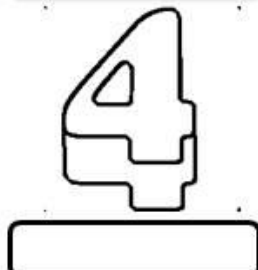
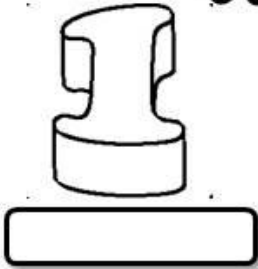
What subject don't you like?

I don't like _____.


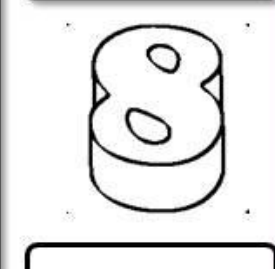


COLOUR THE NUMBERS

Colour and label the numbers



EIGHT is GRAY
THREE is PINK
FIVE is ORANGE
SIX is GREEN
NINE is BLACK
FOUR is PURPLE
SEVEN is BROWN
ONE is YELLOW
TEN is RED
TWO is BLUE



NUMBERS

Write the names of the numbers in the boxes:

1

2

3

4

5

6

7

8

9

two one ten
five eight four
three seven six
nine

10

TOPIC 2 LETTER B PRONUNCIATION


LETTER B COLOR AND STICK WORDS WITH LETTER B COLOREA , RECORTA Y PEGA PALABRAS CON LA LETRA B EN INGLES

www.teacherspayteachers.com

Name: _____


B is for

add glue (card 4)




banana

cover




Color, cut and glue the cards to make a flipbook.

add glue (card 1)



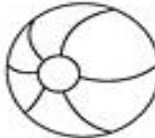
bee

add glue (card 2)




boat

add glue (card 3)



ball





butterfly


www.teacherspayteachers.com

COLOR AND TRACE : COLOREA Y TRAZA LA LETRA B


Bird



B B B B B B B B B B




ball




bear

Bb



bus


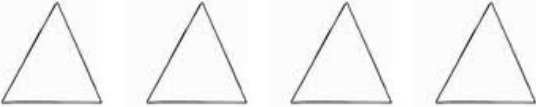

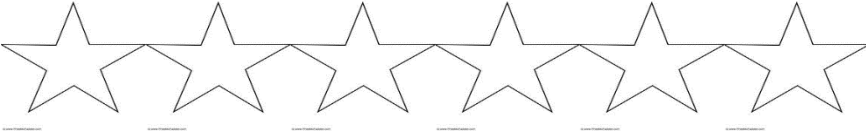





banana


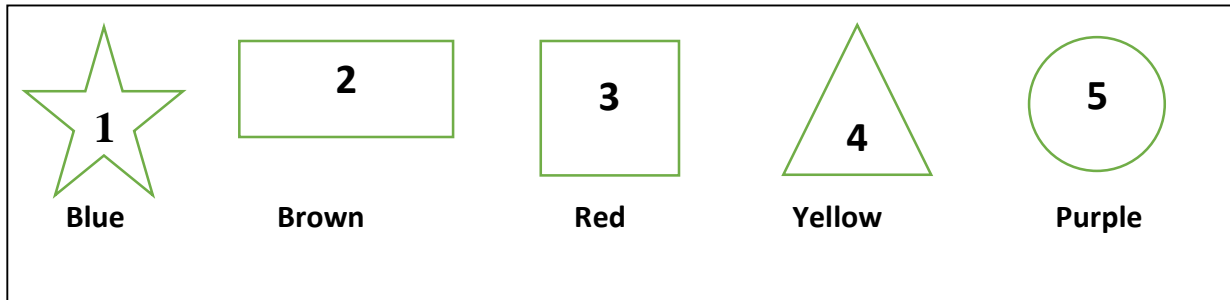
b b b b b b b b b b

TOPIC 3 SHAPES

2.- Color , count and complete .


SHAPES	NUMBER	ENGLISH NUMBRE
	5	F i v e
		F _ _ u r
		T w _ _
		S _ _ x
		Thr _ _ _
		O _ _ e
		Se _ _ e _

Find the numbers in the shapes and then color them.



- You can color the tree green
- You can keep the moon white
- You can color the flowers orange and pink

Months of the Year



1.

Find the names of the 12 months of the year in the puzzle. Then complete the words in the list on the right.

J	A	N	U	A	R	Y	P	L	U	P	R
K	P	O	E	U	W	X	O	C	J	A	I
F	R	I	D	G	V	E	C	J	U	L	Y
U	I	N	D	U	R	S	T	P	N	C	S
D	L	F	O	S	I	R	O	V	E	N	M
E	S	E	P	T	E	M	B	E	R	O	B
R	I	B	M	S	J	O	E	L	Z	S	W
M	A	R	C	H	H	F	R	R	K	G	H
A	X	U	R	N	O	V	E	M	B	E	R
B	N	A	C	W	T	Y	Q	U	V	N	M
L	H	R	D	E	C	E	M	B	E	R	S
M	A	Y	R	G	J	I	M	B	S	R	E

1. **J**anuary.....
2. F.....
3. M.....
4. A.....
5. M.....
6. J.....
7. J.....
8. A.....
9. S.....
10. O.....
11. N.....
12. D.....

2.

When were these people born? Complete the sentences with the correct month.

1. Annabel: 19/11/1998 Annabel was born in November.
2. Liam: 17 / 10 / 2001 Liam was born in
3. Zoe: 22 / 1 / 1992 Zoe was born in
4. Ben: 21 / 12 / 2004 Ben was born in
5. Sasha: 19 / 2 / 1988 Sasha was born in
6. Henry: 30 / 9 / 2000 Henry was born in
7. James: 25 / 5 / 2002 James was born in
8. Harry: 29 / 6 / 2014 Harry was born in
9. Holly: 13 / 8 / 1985 Holly was born in
10. Ruby: 14 / 4 / 1970 Ruby was born in
11. Ella: 17 / 3 / 2001 Ella was born in
12. Joe: 27 / 7 / 1995 Joe was born in

